

# RIC POWER CORP

## Manufacturing Custom Switchgear

RIC Power Corp. manufactures medium and low voltage switchgear engineered specifically to client specifications. We do not produce catalog gear. We design, integrate, and build custom solutions that allow consultants, utilities, OEM service groups, and contractors to execute complex projects that standard production plants cannot support.

Air insulated switchgear up to 38kV.  
Engineered to spec.  
Built for demanding applications.



## WHY RIC

### Custom

RIC specializes in creating custom solutions – specifically tailored to the clients specifications. This requires RIC to engineer the ideal solution not a standard off the shelf approach.

### Lead Time

Lead time is our second key advantage. We understand that every project comes with its own set of restrictions; our engineering team leverages its expertise to accelerate the approval process and ensure your project is delivered when promised.

### Integration

RIC Power's specialty is integration. Based on the unique designs created, RIC has the ability to utilize different vendor products that best fit the job requirements. This lack of constraint means more flexibility and focus potentially saving clients space and money.

## PRODUCTS

- Metal Enclosed Switchgear
- Metal Clad Switchgear
- Arc Resistant Switchgear
- Custom Gear
- Unit Substations

## STANDARDS

- CSA 22 No 31
- ANSI / IEEE C37.20.2
- ANSI / IEEE C37.20.7
- IEC 62271-200 upon request



## CAPABILITIES





- Outdoor (NEMA 3R)
- Switchgear in E-house
- Skid Mounted Substation
- Marine Certification
- Integrated Peripherals (battery charger, PLC, distribution, outlets, lights, heaters etc.)

## WHO WE SERVE

- Utility
- Oil and gas
- Shipping and transportation
- Mining
- Pulp and paper
- Marine
- Data centres
- Municipal and industrial facilities

We support consultants, contractors, OEM service divisions, and end users through every stage of project execution, from specification translation to final commissioning.

## PRODUCT MATRIX

	Switchgear	208–600 VAC	2.4–15 KV / 42KA	25 KV / 25KA	38 KV / 50KA
Metal Enclosed		Switchboards and Switchgear	Indoor/outdoor Switchgear	Indoor/outdoor Switchgear	Not Currently Scheduled
Metal Clad		Switchgear	Indoor/outdoor Switchgear	Indoor/outdoor Switchgear	July 2026
Arc Resistant		Not Currently Available	Indoor/outdoor Switchgear	Indoor/outdoor Switchgear	Not Currently Scheduled
Custom Gear		Custom dimensions and design, Junction boxes	Transition/ custom sections Junction boxes	Transition/ custom sections Junction boxes	Sept 2026

## PROVEN BY INDUSTRY PARTNERS

“There is great pride and workmanship in RIC’s finished product. It is difficult to near impossible to find any deficiencies.”

**Richardson Terminal**

“We went with RIC because of their ability to provide a custom design and deliver the product in a short amount of time. Overall we were very satisfied with their service.”

**Richardson Terminal**

